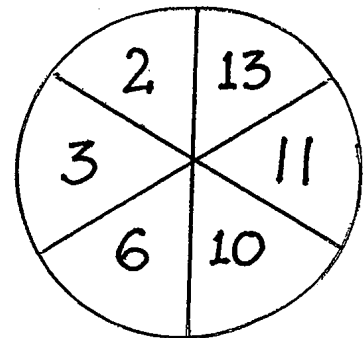
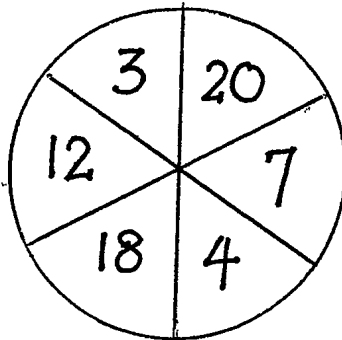
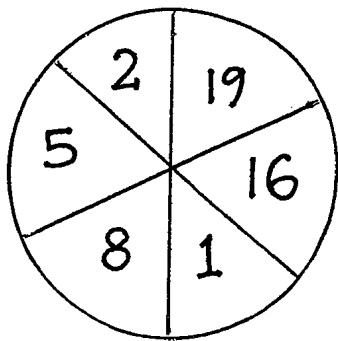


# Mooncake Festival Blessing & Outreach



(Joint effort between DUMC and SIBKL)

# **SUGGESTED FLOW OF PROGRAMME**

## **Objectives :**

Depending on the size of group and location, Mooncake Blessing can be either

1. oikos building for future connection, or
2. bridge-builder to connect with a community or
3. direct-outreach by sharing God's love and goodness.

- WELCOME
- ICE BREAKER 1
- SONG 1
- FOOD & FELLOWSHIP
- ICE BREAKER 2
- ICE BREAKER 3
- SONG 2
- TESTIMONY/ SPEECH
- APPRECIATION/GIFTS/ PRIZES
- ENDING
- FOOD & FELLOWSHIP

**ICE BREAKERS**

**&**

**ACTIVITIES**

## A LA CARTE ICE BREAKERS

### 1. Moonwalk

Divide the whole group into 2 or 3 smaller groups and get ready a fast beat song. Cut a small piece of mooncake for every participant in the groups. Have all of them line up at the starting point with their back facing the finishing line.

When the music starts, each person is supposed to eat the moon cake while doing a moon walk (i.e. sliding backwards to the finishing line).

When the first person has crossed the finishing line, then the second person will start. The group whose members have ALL crossed the line will be the winning group.

Variation :

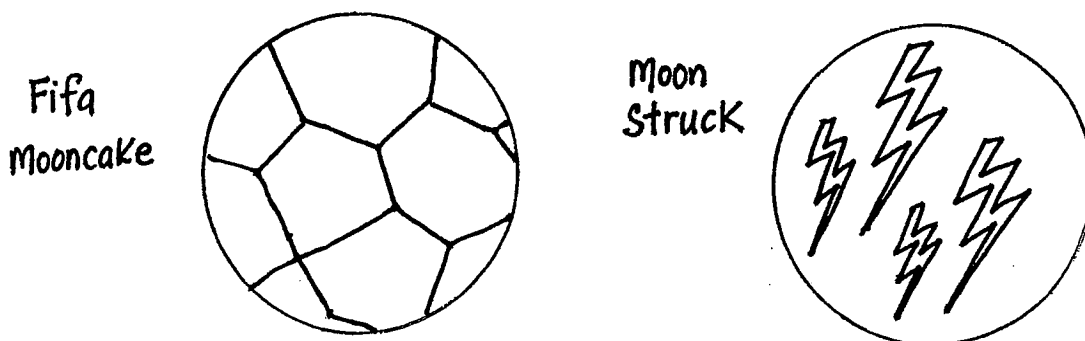
- Eat the mooncake and hold a lantern as you moon walk.
- Father and son or mother and daughter to hold hands and moonwalk together while eating the mooncake
- Husband and wife or boyfriend and girlfriend to hold hands and moonwalk
- Eat the mooncake from one hand and drink the Chinese tea from the other hand as you moonwalk.

Note : Moon walk means sliding backwards and NOT walking backwards.



### 2. Making & Selling Mooncake

Give each person or each group a piece of plasticine and a tooth pick. Design your own mooncake using the tooth pick. Then give a name to the mooncake which you have just design. Give a prize or points to the best individual or group.



Variation :

- Give a sales speech to the audience after making your mooncake.
- The whole group to mime or act out a `pasar malam' scene on selling your mooncake

### 3. Yummy Yummy Circle

Have each group sit in a circle and explain the Christian perspective on the mooncake.

"As Christians we do not pray or worship the moon or the goddess of the moon. The moon is only a creation of God. Therefore we worship the Creator God. The fullness of the moon is symbolic of the completeness of the God's grace in our lives. His grace is a blessing to us.

*"From the fullness of His grace, we have received one blessing after another"*

*(John 1:16)*

So let us bless our stomach. Give each person a slice of the mooncake. Using only the right hand, start feeding the person sitting or standing on your right. Everyone must do it simultaneously. The first group to finish eating and swallowing the mooncake will be the winner.

### 4. Musical Lantern

Light up one lantern and have the whole group sit in a circle. Play the music and pass the lantern. When the music stops, the person with the lantern will have to pick a forfeit slip from your mooncake box and do the forfeit.

### 5. Moon Story

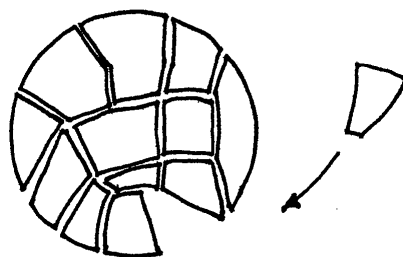
Give each group about 5 minutes to think and make-up the most hilarious or bizarre mooncake story. After that, each group will take turns (either individual or whole *group*) to *present the story in a form of a skit, dance, mime, song, narration, drama, etc.*

### 6. Jig-saw Moon

Explain the concept of the fullness of the moon to your audience. Cut out pieces of round moons and distribute to every group. Have each group to try to piece back a complete moon in the quickest time.

Variation :

- a. Play this as one large group and the last person to complete or place his/her jig-saw piece will be forfeited by eating a mooncake or picking from the forfeit box.
- b. Men to play against the ladies or children against adults.



## 7. My Other Half Moon

Cut out all your full moon in different shapes (i.e. NOT exactly as an equal half moon). Pass one half to guys and the other half to ladies. Once the music starts, each is supposed to find their half moon. The last couple will be forfeited. Suggestion : Do a romantic moon dance (Song : Blue Moon)

Variation :

- a. As they find their half moon, they are supposed to dance on the floor while looking for their partner.
- b. Once they find their partner, they have to feed each other with a piece of mooncake and eat simultaneously.

## 8. Blind Moon


Cut out paper full moons of different colours and mix the pieces up. Blind fold one person in the group. Each group is supposed to direct the `blind' person to form back a full moon. Only the `blind' person can use his/her hands. The rest can only use their voice. The first group that completes all the coloured moons is the winner.

## 9. A-To-Zom Moon

Give each person 1 or 2 quarter paper moon. Once the music starts, each person is supposed to approach another person and play the A-To-Zom (paper - scissors - stone). The loser will have to give the winner a quarter moon. The first person to complete the moon may sit down while waiting for the rest. If a person loses all his quarter moon, he can go to the banker to `buy' by having the banker stick moon dots on his face.

Variation :

- a. To form as many full moon as possible and keep the game going.
- b. Do it without the banker. Those without moon can `buy' a quarter moon from those who have but will have to stick a moon dot on their faces.
- c. Those who loses all their quarter moons will have to eat a quarter mooncake before they are replenish with another 3 quarter pieces to play. The idea is to have as many people eating the mooncakes as possible.
- d. Those who complete one full moon has the privilege of feeding those who lose their quarter moon.



## 10. Moon Face Relay

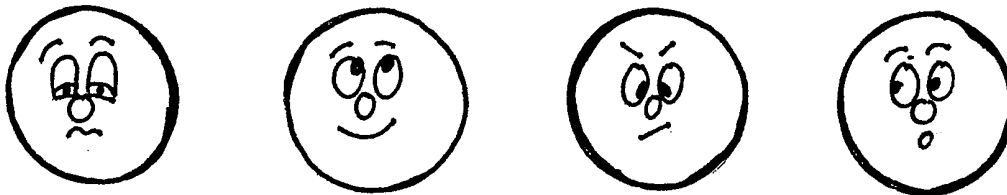
Have each group stand in a line (line-up - facing each other's back). The last person in each row will come up to you. You will pick one moon face (see Appendix). This last person in the row will mimic that moon face to the second last person while the rest of the group members look in front. The second last person will in turn mimic that facial expression to the third last person until the first person in the row. The first person will have to come up to you and mimic that facial expression. The group with the closest resemblance wins. The losing groups will have to put a moon dot on their face.

Then they are rearrange their orders and try again - with the new last person coming up to you and you pick another moon face for them to do a face relay.

The longer the line the more 'distorted' the face will get.

Variation:

- a. After each person does his/her mimic, he/she will have to freeze that facial expression until the entire group finishes. It will be very funny seeing everyone having an expression or a different expression.
- b. Show 3 moon faces at one time and the person is supposed to relay 3 expressions at one time.



## 11. Moon Hop Race

Cut out one pomelo skin for each group to be used as a moon mask/ head wear. Then have each group line half their members at one end of the room and the other half at the other end. The first 'hopper' will have to put the pomelo skin on the head and pretend to do a moon hop in slow motion, i.e. as if he/she is walking/ hopping on the moon with low gravitational force. When he/she reaches the other hand, transfer the pomelo skin ('mask') to the other waiting member who will now hop all the way back. The first group to complete will win.

Variation :

- a. Each member will have to eat a moon cake while hopping with the 'mask' in slow motion.
- b. Each member will have to hold a lantern while moon hopping.
- c. Each member to hold or have a different object i.e. pomelo skin, mooncake, lantern, candle, Chinese tea, paper rocket etc. but all in slow motion
- d. To do in pairs husband-wife; father-son; mother-daughter; etc
- e. After they have done it forward, now have them do it backwards or reserve the action (like on a video player rewinding)

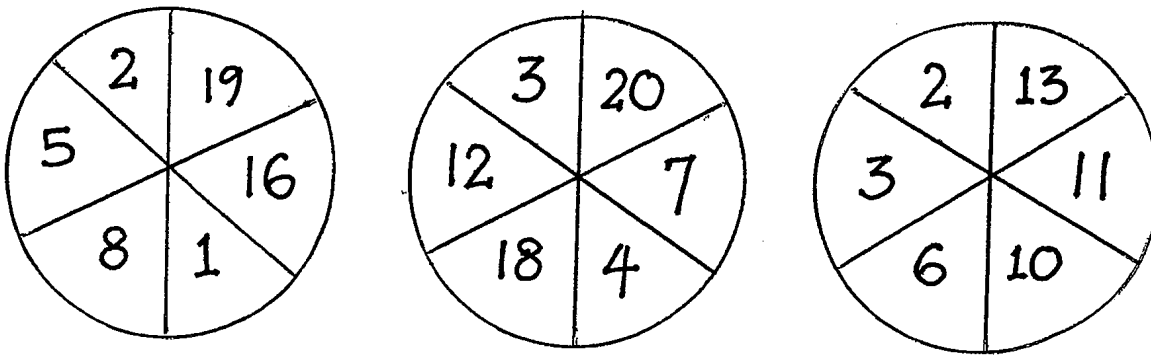
## 12. Human Lantern

Get lots of colour paper, masking tape, scissors and candles. Have each group select a person (shortest, tallest, a child, closest birthday to Mooncake Festival etc) to be the human lantern. Try to make your human lantern as bright as possible.

Give each group about 10 minutes to 'decorate' that person to be like a lantern. Then have each of your human lantern do a lantern parade walk.

## 13. Bingo Moon

Give out samples of bingo moon to each person. Then have each person write any number between 1-20 on the segments on the bingo moon. E.g



Then prepare slips of number between 1- 20 and put them in your mooncake box. Every time you draw a number, read it out and the person with that number on his/her segment will cross out the number. The first person to complete the moon by crossing out all the segments is the winner.

## 14. Moon Face Battle

Give out the moon faces (either one moon face or a few moon faces depending on the size of the group) and moon dots stickers to everyone. Each person (Person 1) will have to approach at least 10 people and mimic that facial expression to another person (Person 2) . If the Person 2 can guess correctly that facial expression, then Person 1 will get a moon dot on his/her face. Otherwise Person 2 will get a moon dot on his/her face.

If Person 1 has a few moon faces, then he/she can choose to mimic any one of those faces. Alternatively, have each person just pick one face without revealing it to others. At the end of this game, see who has the most moon dots.

## 15. Candlelight Battle

Select a person from each group to be the light station. Have the light station stand on a chair. The purpose of the light station is to give out light and ONLY the light station can give out light.

Give a candle and candle holder to everyone. Have each group members stand around their light station. When the whistle is blown, each group is supposed to blow off their opponent's light without their light being blown off.

IF your light is blown off, you CANNOT blow off another person's light. You need to go back to your light station to get light.

Meanwhile, you also need to protect your light station because if the light station's candle is blown off, NO ONE can light it up again. The group with the remaining light will win or after 3 minutes, the group with the most candles lighted is the winner.

Caution:

This game can get a bit rough and be careful not to burn each other - especially the hair. Adult supervision required for children.

## 16. Mooncake Legend

Have everyone sit in a circle with their right index finger in the left palm of another person on the right. Then read out the 'Mooncake Legend'. Every time the word "moon" is being mentioned, quickly close your left palm to catch the index finger of the person next to you. If you manage to grab the person's finger, you get to stick a moon dot on his/her face. After a few rounds, rearrange the sitting position.

Variation:

- a. Instead of catching finger, every time the word 'moon' is mentioned, try a few of these combination :
  - men to stand on one leg, ladies to smile
  - ladies to laugh, men to cry
  - everyone to switch places
- b. Have one left chair and every time you mention 'moon', everyone must switch position and the middle person must quickly grab a seat.

## THE MOONCAKE LEGEND

Tell the 2 following stories about the moon. You'll need a good narrator and two or three cell members/ children to mime out the first story.

Script:

"Tonight, we want to tell you 2 stories about the moon.

A long time ago in China there lived a very fierce king. His name was Hou Yi. Hou Yi was a very powerful but evil king. He ill-treated his people and bullied the poor. Hou Yi was very ambitious, he wanted to be king forever. So he asked the magicians in his palace to make a special pill for him that will make him live forever. After some weeks, the magicians came to him and said, "Oh majesty, if you take this pill, you will live forever and ever and you will always be strong and powerful." The king was very happy and hid the pill.

Now, the king had a beautiful wife. Her name was Chang Er. Chang Er was a very kind-hearted lady. She did not bully the people like her husband Hou Yi did. She was also a wise lady. She knew that if her husband ate the pill and lived forever, the people in the country will suffer. In order to save the people, she secretly stole the pill from Hou Yi and swallowed it.

The moment she ate the pill, she became lighter and lighter and floated away to the moon. The story goes on the Chang Er still lives on the moon. And every Mooncake Festival, when the moon is especially bright and round, the people and the children will gather and remember how kind Chang Er saved them from the cruel king Hou Yi.





















Of course, we know that there is no Chang Er on the moon. Astronauts have gone to the moon in their rockets but they did not find any pretty lady on the moon.

But tonight, we want to tell you a second story about the moon which is a true story. There is also a great and powerful King in this story. We are Christians who believe that this great King is our God who created the moon. In fact, He did not just create the moon but He also created the stars as well. And the Bible tells us that our God, actually has given a special name to each star in the sky. Every night, He will call out each of the stars by their name. The stars will say, "Yes Sir!" and come out and shine in the night sky.

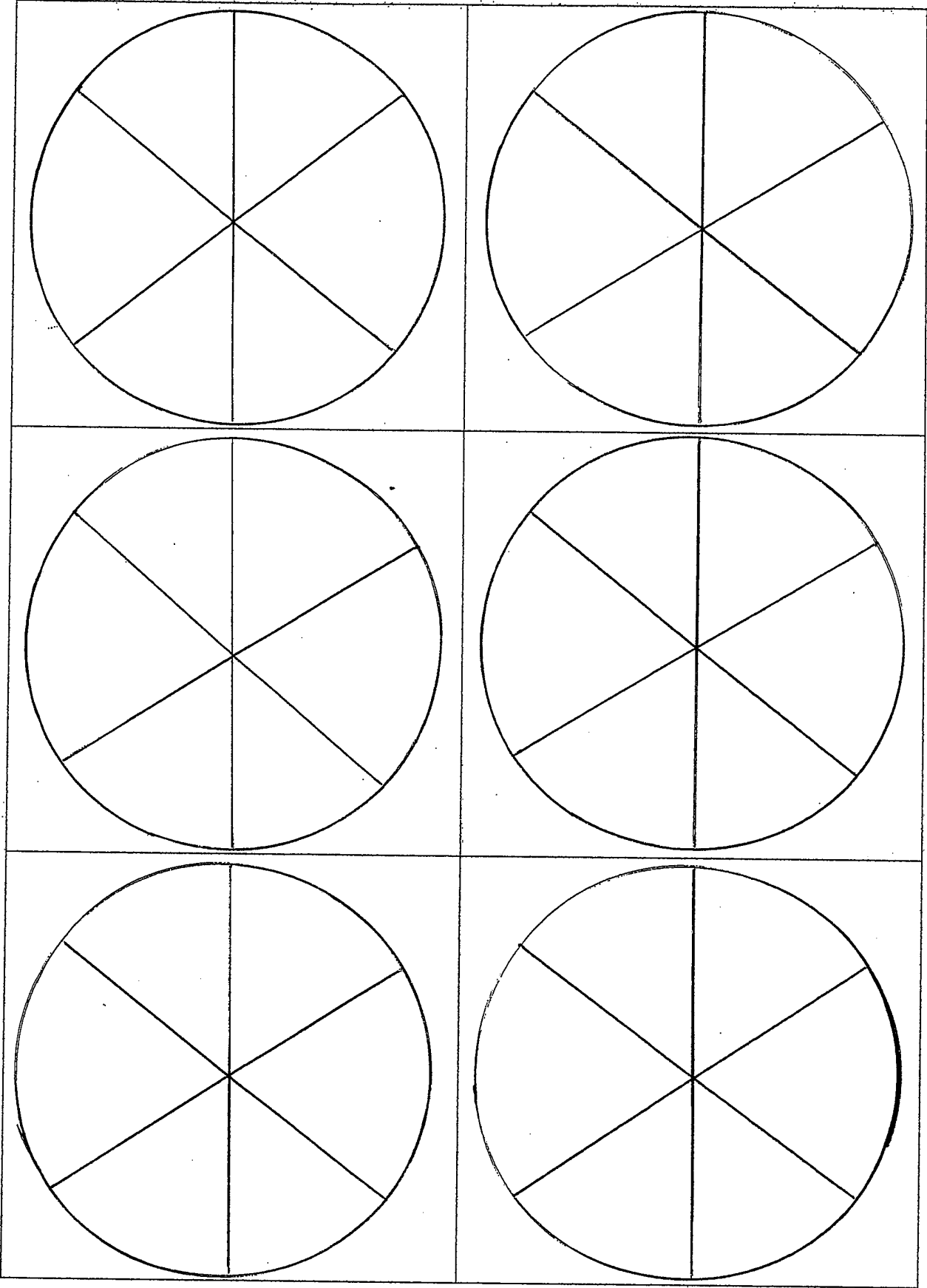
In fact, He is strong and powerful God even created you and I. Turn to your friends and say "The great and powerful God created you!" (Make the people say this to one another).

Our God is a good king, not like Hou Yi. He knows each of us by our names, just like He knows each of the stars in heaven by name. And tonight, on this joyful occasion, we just want to bless everyone by the name of the powerful God who created the moon. Right now, in the name of Jesus, we bless all the families represented here with God's peace. We bless the old people with strength and good health. We bless you with filial sons and daughters and peace in the family.

Moon Face

 <p>Exhausted</p>	 <p>Bored</p>	 <p>Angry</p>	 <p>Shocked</p>
 <p>Sad</p>	 <p>Suspicious</p>	 <p>Thinking</p>	 <p>Happy</p>
 <p>Sick</p>	 <p>Embarrassed</p>	 <p>Frustrated</p>	 <p>Confident</p>
 <p>Depressed</p>	 <p>Surprised</p>	 <p>IN LOVE</p>	 <p>Frightening</p>
 <p>GUILTY</p>	 <p>SLEEPY</p>	 <p>IN PAIN</p>	 <p>SEXY</p>

**BINGO MOON**



# **SUGGESTED SONGS**

# 快 来 赞 美

KUAI LAI ZAN MEI

赞 美 ， 快 来 赞 美

ZAN MEI , KUAI LAI ZAN MEI

快 来 赞 美 ， 来 赞 美 耶 稣

KUAILAI ZAN MEI , LAI ZAN MEI YE SU

赞 美 ， 快 来 赞 美

ZAN MEI , KUAI LAI ZAN MEI

快 来 赞 美 ， 来 赞 美 主

KUAILAI ZAN MEI , LAI ZAN MEI ZHU

赞 美 (4X)

ZAN MEI

赞 美 主 (3X)

ZAN MEI ZHU

快 来 赞 美 主

KUAILAI ZAN MEI ZHU

# 主 耶 稣 真 好

Zhu Ya Soh Jing Ho (Hokkien)

Zhu Ye Su Zhen Hao (Mandarin)

Lord Jesus loves me, I want to praise Him

主 耶 稣 真 好, 我 要 来 赞 美

Chu Ya Soh Chin Ho, Woa Ai Lai Olo

Zhu Ye Su Zhen Hao, Wo Yao Lai Zan Mei

My Lord Jesus so good to me

我 第 耶 稣 对 我 真 好

Woa E Ya Soh Dui Woa Chin Ho

Wo De Ye Su Dui Wo Zhen Hao

Take away my sorrow, that I may rejoice

拿 掉 我 的 烦 恼, 使 我 每 日 笑

Gia Tiao Woa E Huan Low, Ho Woa Tak Ji Chiew

Na Diao Wo Di Fan Nao, Shi Wo Mei Ri Xiao

My Lord Jesus so good to me

我 的 耶 稣 对 我 真 好

Woa E Ya Soh Dui Woa Chin Ho

Wo De Ye Su Dui Wo Zhen Hao

Very Good

真正好

Jing Jah Ho (Hokkien)

Zhen Zheng Hao (Mandarin)

Very good, trust in Jesus very good (x2)

真正好，来信耶稣真正好 (x2)

Jing Jah Ho, Lai Sing Ya Soh Jing Jah Ho (x2)

Zhen Zheng Hao, Lai Xin Ye Su Zhen Zheng Hao (x2)

Monday, Tuesday, Wednesday, Thursday

我拜一，拜二，拜三，拜四

Woa Bai Yi, Bai De, Bai Sha, Bai Si

Wo Bai Yi, Bai Er, Bai San, Bai Si

Friday, Saturday, every Sunday

拜五，拜六，整个礼拜

Bai Gor, Bai Lak, Gui Ge Lei Bai

Bai Wu, Bai Liu, Zheng Ge Li Bai

Very good, trust in Jesus very good

真正好，来信耶稣真正好

Jing Jah Ho, Lai Sing Ya Soh Jing Jah Ho

Zhen Zheng Hao, Lai Xin Ye Su Zhen Zheng Hao

月亮代表我的心  
Yue Liang Dai Biao Wo De Xin

你问我爱你有多深，我爱你有几份

Ni wen wo ai ni you duo shen, wo ai ni you ji fen

我的情也真，我的爱也真，月亮代表我的心

Wo de qing ye zhen, wo de ai ye zhen, yue liang dai biao wo de xin

你问我爱你有多深，我爱你有几份

Ni wen wo ai ni you duo shen, wo ai ni you ji fen

我的情不移，我的爱不变，月亮代表我的心

Wo de qing bu yi, wo de ai bu bian, yue liang dai biao wo de xin

轻轻的一个吻，已经打动我的心

Qing qing de yi ge wen, yi jing da dong wo de xin

深深的一段情，叫我思念到如今

Shen shen de yi duan qing, jiao wo si nian dao ru jin

你问我爱你有多深，我爱你有几份

Ni wen wo ai ni you duo shen, wo ai ni you ji fen

你去想一想，你去看一看

Ni qu xiang yi xiang, ni qu kan yi kan

月亮代表我的心

Yue liang dai biao wo de xin

# 主爱有多深

Zhu ai you duo shen

你问我耶稣他是谁 他爱我有几分

Ni wen wo ye su ta shi shui ta ai wo you ji fen

他是神儿子道成肉身

Ta shi shen er zi dao cheng rou shen

两千年前到人间！

Liang qian nian qian dao ren jian

你问我主爱有多深 主爱我有几分

Ni wen wo zhu ai you duo shen zhu ai wo you ji fen

他为我舍身 赦免我的罪

Ta wei wo she shen she mian wo de zui

给我新生新希望！

Gei wo xin sheng xin xi wang

他所流的宝血 已经洗净我的罪

Ta suo liu de bao xue yi jing xi jing wo de zui

他所受的鞭伤 全然医治我疾病

Ta suo shou de bian shang quan ran yi ji wo ji bing

你问我主爱有多深 主爱我有几分

Ni wen wo zhu ai you duo shen zhu ai wo you ji fen

耶稣成就的一切

Ye su cheng jiu de yi qie

## 耶稣知我心

主 耶 稣 知 我 心

zhu ye su zhi wo xin

安 慰 我 给 我 性 命

an wei wo gei wo xing min

赐 我 平 安 赐 我 喜 乐

ci wo ping an ci wo xi le

走 过 风 雨 路

zou guo feng yu lu

祂 会 明 白， 祂 抚 了 解

ta hui ming bai, ta long liao jie

抹 去 我 的 眼 泪

mo qu wo di yan lei

给 我 真 实 在

gei wo zhen shi jai

摇 呀 摇 呀， 风 雨 吹 不 倒

yao ya yao ya, feng yu chui bu dao

牵 我 疼 我， 永 远 会 照 顾

qian wo teng wo, yong yuan hui zhao gu

祂 是 我 的 信 心， 是 我 帮 助

ta shi wo di xin xin, shi wo bang zhu

坚 强 我 的 心 灵

jian qiang wo di xin ling

耶 稣 真 真 好

ye su zhen zhen hao